

Exercises in Writing Up Mathematics

Contents

1	Directions	2
2	Flipping the Question	3
2.1	Examples	3
2.2	Exercises	3
3	Comments on Mathematical Sentences	4
3.1	Examples	4
3.2	Exercises	5
4	Complete Examples	6
4.1	Algebra Problem	6
4.2	Word Problem	7
4.3	Projectile Problem	8
4.4	Proportion Problem	9
5	Incomplete Problems	10
5.1	Exercise 1:	10
5.2	Exercise 2:	11
6	New Problems	12
6.1	Exercise 1:	12
6.2	Exercise 2:	12
7	Sample Rubric	13

1 Directions

Mathematics is its own language with its own rules for syntax and grammar. The objective of this packet is to expose you to some of the, sometimes unwritten, rules about how to write up mathematics so that you can be clearer, more precise, and better understood. The lessons learned here can be applied to any situation in which you need to communicate mathematics. Other helpful pointers are available from Dr. Francis Su, author and former president of the Mathematical Association of America, on his website here: <https://math.hmc.edu/su/writing-math-well/>.

In [section 2](#) we see examples of how to *flip* a question from an imperative or interrogative statement to a declarative one, that is change it from a question to a statement. Then [section 3](#) looks at some conventions of good mathematical writing. In both sections there are exercises you need to complete in order to practice these skills.

In [section 4](#) there are four completed problems where you are given the problem statement, scrap work, and final write up of the problem. Read through these carefully so that you understand how to transition from reading and solving a problem, to writing it up neatly.

Finally, in [section 5](#) and [section 6](#) there are problems for you to write up. For [section 5](#), you are given the problems and the scrap work, then you need to write up the solutions neatly. For [section 6](#), you are just given the problems and you must solve it and write it up. As you write up both of these, be sure to pay attention to all the tips you were given in [section 2](#) on flipping questions and [section 3](#) on mathematical conventions.

2 Flipping the Question

2.1 Examples

When you answer a question it should be clear what the question was; this does not mean that you just restate the question. Exercises are typically interrogative if they ask you a question or imperative if you are told to do something. When you respond you should always *flip* those around to be declarative. For example:

- **Statement:** What is the intersection of the given functions?
- **Solution:** The intersection of the functions is found as follows ...
- **Statement:** Find the coordinate for the vertex of the parabola.
- **Solution:** The vertex of the parabola is ... which we found like so ...
- **Statement:** Simplify each of the following expressions.
- **Solution:** We simplified each expression as follows ...

Notice that in each case we *flipped* the exercise from a question or command directed toward us into a statement about the answer and how we found it. This doesn't necessitate long winded paragraphs, just a little change.

2.2 Exercises

For each of the following exercises *flip* the problem statement around and write the beginning of a solution.

1. **Statement:** What is the greatest common divisor for each pair of integers?
2. **Statement:** Locate the roots of the given equation.
3. **Statement:** For the following exercises, solve the equation.
4. **Statement:** What is the cube root of the given number?
5. **Statement:** What is the vertex of the given parabola?
6. **Statement:** What are the distinct prime factors of the given integers?

3 Comments on Mathematical Sentences

3.1 Examples

When we write up mathematics there are important conventions about how we use notation and vocabulary correctly, but there are less formal conventions about how to make the work readable. Here are some points to keep in mind as you write up mathematics.

- Write in grammatically correct sentences with proper punctuation. This doesn't mean you can't use symbols, but it shouldn't be only symbols.

– **Not Like This:** $f(x) = -2x + 3 \Rightarrow f(3) = -3, f(7) = -11, f(-3) = 9$

– **Like This:** Given $f(x) = -2x + 3$ we can find $f(3) = -3, f(7) = -11$, and $f(-3) = 9$.

- Don't start a sentence with a symbol or number, it can make it harder to read and looks less professional.

– **Not Like This:** $\forall x \in \mathbb{R} \dots$

– **Like This:** For all $x \in \mathbb{R} \dots$

– **Not Like This:** 257ft was the maximum height reached.

– **Like This:** The maximum height reached was 257ft.

- Don't let an equation split over a line like a word with a hyphen, again it just makes it hard to read.

– **Not Like This:** We can find solutions for a given the quadratic equation, $-4.9t^2 + 20t + 2 = 0$, as follows ...

– **Like This:** We can find solutions for a given the quadratic equation, $-4.9t^2 + 20t + 2 = 0$, as follows ...

- Large or tall expressions belong on their own line, these are called *displayed equations*.

– **Not Like This:** To find the roots of a quadratic equation we can use $x = \frac{-b \pm \sqrt{b^2 - 4ac}}{2a}$.

– **Like This:** To find the roots of a quadratic equation we can use

$$x = \frac{-b \pm \sqrt{b^2 - 4ac}}{2a}.$$

- A sequence of equivalencies, equalities, or inequalities should be written as a *stacked equation* with the connectors lined up, not as a long string.

– **Not Like This:** $\left(\frac{a^3}{b^2}\right)(ab^{-1})^{-2} = \left(\frac{a^3}{b^2}\right)\left(\frac{a}{b}\right)^{-2} = \left(\frac{a^3}{b^2}\right)\left(\frac{b^2}{a^2}\right) = a$

– **Like This:** We simplify the given expression like so:

$$\begin{aligned}\left(\frac{a^3}{b^2}\right)(ab^{-1})^{-2} &= \left(\frac{a^3}{b^2}\right)\left(\frac{a}{b}\right)^{-2} \\ &= \left(\frac{a^3}{b^2}\right)\left(\frac{b^2}{a^2}\right) \\ &= a.\end{aligned}$$

Also, recall that more helpful pointers are available from Dr. Francis Su on his website here: <https://math.hmc.edu/su/writing-math-well/>.

3.2 Exercises

Rewrite each of the following using proper sentences and the conventions discussed above.

1. **Not Like This:** with $12 - 5(x + 1) = x - 5$, $12 - 5(x + 1) = x - 5 \Rightarrow 17 - 5x - 5 = x \Rightarrow 12 = 6x \Rightarrow x = 2$
2. **Not Like This:** $\forall x \in (-\infty, -2/3) \cup (-2/3, \infty)$, $\frac{2}{3x+2}$ is well defined
3. **Not Like This:** $f(x) = x^2 - 2x + 2$, $x = \frac{-b \pm \sqrt{b^2 - 4ac}}{2a}$, zeros at $x = (1 - i), (1 + i)$
4. **Not Like This:** $y = kx^2$, $36 = k(4^2) = 16k$, then $k = 36/16 = 9/4$, $y = \frac{9}{4}x^2$
5. **Not Like This:** $y = 7x^2 - 98x + 1$, then $x = 98/14 = 7$, $y = 7(49) - 98(7) + 1 = -342$, vertex at $(7, -342)$
6. **Not Like This:** $y_1 = 17x + 3$, $y_2 = -3x - 7$, $y_1 = y_2 \Rightarrow 17x + 3 = -3x - 7 \Rightarrow 20x = -10$, $x = -1/2$ and $y = -5.5$, *Point* = $(-1/2, -5.5)$

4 Complete Examples

In this section there are four complete problems showing the problem statements, the scrap work, and the final write up of the problems, which is the part you would actually hand in. Read through these carefully paying attention to the difference between scrap work and final solutions. Also, look at how the tips given in [section 2](#) on flipping questions and [section 3](#) on mathematical conventions were used in the final write ups.

4.1 Algebra Problem

4.1.1 Problem Statement

Given $H(x) = (2x - 1)/(x - 2)$ simplify $H \circ H(x)$ to show that H is its own inverse.

4.1.2 Scrap Work

The scrap work for this exercise might look something like this:

$$\begin{aligned}
 H(x) &= \frac{2x-1}{x-2} \\
 H \circ H(x) &= H(H(x)) \\
 &= \frac{2\left(\frac{2x-1}{x-2}\right) - 1}{\left(\frac{2x-1}{x-2}\right) - 2} \\
 &= \frac{\left(\frac{4x-2-x+2}{x-2}\right)}{\left(\frac{2x-1-2x+4}{x-2}\right)} \\
 &= \frac{3x}{3} = x \quad \checkmark
 \end{aligned}$$

Figure 1: Scrap work for the [function composition problem 4.1.1](#).

4.1.3 Write Up to Hand In

Given $H(x) = (2x - 1)/(x - 2)$, if we simplify $H \circ H(x)$ we get x , as we can see here:

$$\begin{aligned}
 H \circ H(x) &= H(H(x)) \\
 &= \frac{2\left(\frac{2x-1}{x-2}\right) - 1}{\left(\frac{2x-1}{x-2}\right) - 2} \\
 &= \frac{\left(\frac{4x-2-x+2}{x-2}\right)}{\left(\frac{2x-1-2x+4}{x-2}\right)} \\
 &= \frac{3x}{3} = x.
 \end{aligned}$$

Therefore, $H(x)$ is its own inverse.

4.2 Word Problem

4.2.1 Problem Statement

Graph the absolute value function $y = |x + 3|$ and the constant function $y = 5$. Observe the points of intersection and shade the x-axis representing the solution set to the inequality $|x + 3| \geq 5$. Show your graph and write your final answer in interval notation.

4.2.2 Scrap Work

The scrap work for this exercise might look something like this:

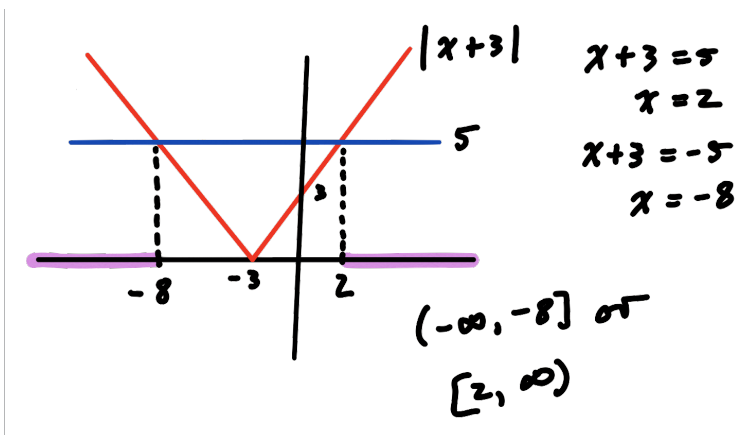
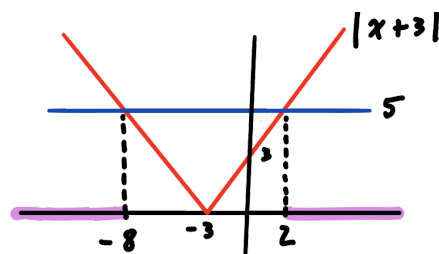


Figure 2: Scrap work for the *inequality problem 4.2.1*.

4.2.3 Write Up to Hand In

In the graph of $y = |x + 3|$ and $y = 5$, the inequality $|x + 3| \geq 5$ is true to the left and right of the intersection points; when x is in the interval $(-\infty, -8]$ or $[2, \infty)$. We find the intersection points like so: $|x + 3| = 5$ when $x + 3 = 5$ or -5 , so that $x = 2$ or -8 .



4.3 Projectile Problem

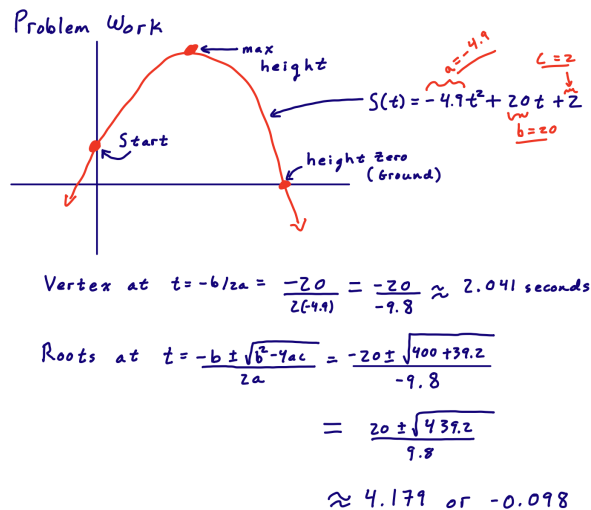
4.3.1 Problem Statement

The height of a ball thrown in the air is given by the equation

$$s(t) = -4.9t^2 + 20t + 2 \text{ meters},$$

where t measures time in seconds. Using this find the time at which the ball reaches its maximum height and the time at which it lands on the ground.

4.3.2 Scrap Work



4.3.3 Write Up to Hand In

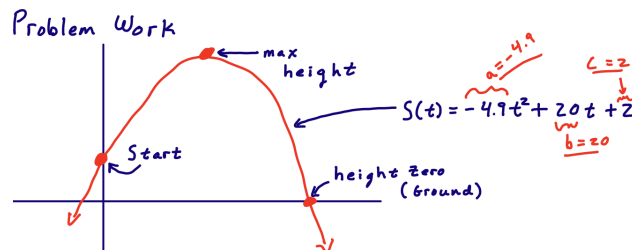
The ball whose height is given by

$$s(t) = -4.9t^2 + 20t + 2 \text{ meters}$$

reaches its maximum height at $t \approx 2.041$ seconds and lands on the ground after $t \approx 4.179$ seconds.

The path of the ball is a parabola, the maximum height is the vertex at

$$t = \frac{-b}{2a} = \frac{-20}{-9.8} \approx 2.041 \text{ sec.}$$



The ball lands on the ground when the height is 0 meters; the roots of the parabola. Using the quadratic equation we get

$$t = \frac{-b \pm \sqrt{b^2 - 4ac}}{2a} = \frac{-20 \pm \sqrt{400 + 39.2}}{-9.8} \approx 4.179 \text{ or } -0.098.$$

Only the positive value makes sense so $t \approx 4.179 \text{ sec.}$

4.4 Proportion Problem

4.4.1 Problem Statement

The horsepower (hp) that a shaft can safely transmit varies jointly with its speed (in revolutions per minute (rpm)) and the cube of the diameter. If the shaft of a certain material is 3 inches in diameter, then it can transmit 45 hp at 100 rpm; what must the diameter be in order to transmit 60 hp at 150 rpm?

4.4.2 Scrap Work

$$\begin{aligned}
 h.p. &= k \cdot rpm \cdot d^3 \quad \left. \begin{array}{l} \text{From} \\ \text{text} \end{array} \right\} \\
 k &= \frac{hp}{rpm \cdot d^3} = \frac{45}{100 \cdot 3^3} = \frac{1}{60} \\
 60 &= \frac{1}{60} \cdot 150 \cdot d^3 \rightarrow d^3 = \frac{60}{5} = 12 \\
 d &= \sqrt[3]{12} \approx 2.28
 \end{aligned}$$

4.4.3 Write Up to Hand In

Horse power transmitted by a shaft varies jointly with speed and the cube of its diameter: $hp = k \cdot rpm \cdot (d^3)$. A 3 inch diameter shaft transmitting 45 hp at 100 rpm gives a constant

$$k = \frac{hp}{rpm \cdot (d^3)} = \frac{45}{100 \cdot (3^3)} = \frac{1}{60}.$$

Therefore, to generate 60 hp at 150 rpm we need a shaft with diameter

$$\begin{aligned}
 d &= \sqrt[3]{\frac{hp}{k \cdot rpm}} = \sqrt[3]{\frac{60}{(1/60) \cdot 150}} \\
 &= \sqrt[3]{24} \\
 &= 2\sqrt[3]{3} \text{ inch} \\
 &\approx 2.88 \text{ inch.}
 \end{aligned}$$

5 Incomplete Problems

In this section there are two incomplete problems. You are provided with the problem statements and the scrap work for the problems; your assignment is to write them up neatly using the material you learned earlier. Be sure to pay attention to all the tips you were given in [section 2](#) on flipping questions and [section 3](#) on mathematical conventions.

5.1 Exercise 1:

5.1.1 Problem Statement

Find the distance between the line $y = \frac{1}{3}x + 1$ and the point $P = (5, 1)$.

5.1.2 Scrap Work

The scrap work for this exercise might look something like this:

$$\begin{array}{l}
 y = \frac{1}{3}x + 1 \quad \left| \begin{array}{l} -3(x-5) + 1 \\ = -3x + 16 \end{array} \right. \\
 P = (5, 1)
 \end{array}$$

$$\begin{array}{l}
 -3x + 16 = \frac{1}{3}x + 1 \quad \left| \begin{array}{l} x = 4.5 \\ y = \frac{1}{3}(4.5) + 1 \\ = 2.5 \end{array} \right. \\
 -9x + 48 = x + 3 \\
 45 = 10x
 \end{array}$$

$$d = \sqrt{\left(\frac{1}{3}\right)^2 + \left(\frac{2}{3}\right)^2} = \sqrt{10}/2 \approx 1.5811$$

Figure 3: Scrap work for the [distance problem 5.1.1](#).

5.1.3 Your Assignment

Use the scrap work above to write up a solution to the [distance problem \(5.1.1\)](#). Be sure to pay attention to all the tips you were given in [section 2](#) on flipping questions and [section 3](#) on mathematical conventions.

5.2 Exercise 2:

Theorem (Rational Root Theorem). If $x = p/q$ is a rational zero of

$$f(x) = a_n x^n + a_{n-1} x^{n-1} + \cdots + a_1 x + a_0$$

and p/q is in lowest terms, then p is a factor of a_0 and q is a factor of a_n .

5.2.1 Problem Statement

Use the *Rational Root Theorem* to help you solve the polynomial equation

$$3x^3 + 11x^2 + 8x - 4 = 0.$$

5.2.2 Scrap Work

The scrap work for this exercise might look something like this:

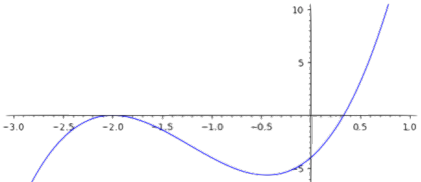
$$\begin{array}{ll}
 3x^3 + 11x^2 + 8x - 4 = 0 & 3x^3 + 11x^2 + 8x - 4 \\
 x = \frac{\pm 1, 2, 4}{1, 3} & = (x+2)(3x^2 + 5x - 2) \\
 & = (x+2)(3x-1)(x+2) \\
 3(-1)^3 + 11(-1)^2 + 8(-1) - 4 & \text{check graph} \\
 = 11 - 15 \neq 0 & \\
 3(1)^3 + 11(1)^2 + 8(1) - 4 \neq 0 & \\
 \boxed{3(-2)^3 + 11(-2)^2 - 16 - 4} & \\
 = 44 - 20 - 24 = 0 \checkmark &
 \end{array}$$


Figure 4: Scrap work for the *rational zeros problem 5.2.1*.

5.2.3 Your Assignment

Use the scrap work above to write up a solution to the *rational zeros problem (5.2.1)*. Be sure to pay attention to all the tips you were given in *section 2* on flipping questions and *section 3* on mathematical conventions.

6 New Problems

In this section there are two problems. You are provided with the problem statements and your assignment is to solve them and then write them up neatly using the material you learned earlier. Be sure to pay attention to all the tips you were given in [section 2](#) on flipping questions and [section 3](#) on mathematical conventions.

6.1 Exercise 1:

6.1.1 Problem Statement

A savings account earning $r\%$ interest per year, with interest compounded each month, will have a value of

$$P_t = P_0 \left(1 + \frac{r}{12}\right)^{12t}$$

after t years where P_0 is the initial money deposited in the account. Assuming $r = 0.02$ (i.e. $r = 2\%$), determine how long it would take to double an initial deposit of $P_0 = \$1000$. Does the doubling time depend on the value of P_0 and/or r , and why?

6.1.2 Your Assignment

Solve the given [interest problem \(6.1.1\)](#) and then write up your solution neatly. Be sure to pay attention to all the tips you were given in [section 2](#) on flipping questions and [section 3](#) on mathematical conventions. Submit both your scrap work and your final write up.

6.2 Exercise 2:

6.2.1 Problem Statement

The weight, w , of an object above the surface of the earth varies inversely with the square of the distance, d , from the center of the earth, that is $w = k/d^2$. If a person weighs 150 pounds when they are on the surface of the earth (3,960 miles from center), find their weight if they are 20 miles above the surface.

6.2.2 Your Assignment

Solve the given [weight problem \(6.2.1\)](#) and then write up your solution neatly. Be sure to pay attention to all the tips you were given in [section 2](#) on flipping questions and [section 3](#) on mathematical conventions. Submit both your scrap work and your final write up.

7 Sample Rubric

Assuming that 90% of your grade on an assignment is based on your basic mathematical work and 10% on the quality of the write up, the following rubric can be used to assess how well you do on any given problem.

	Below Expectations	Meets Expectations	Exceeds Expectations
Solved the Exercise (90%)	The student did not make significant progress on the exercise.	The student solved or at least made significant progress on the exercise.	The student solved the exercise completely and efficiently.
Professional Quality Work (3%)	The student's work is messy and hard to follow.	The student's work can be followed but is sloppy or ill formatted.	The student's work is neat, legible, and easy to follow.
Clear Question (1%)	It was not possible to tell the original question from the given work.	The student rewrote the question rather than flipping it.	The student wrote the solution so that the question is apparent without being rewritten.
Mathematical Writing Conventions (3%)	The student failed to use proper notation and mathematical writing conventions.	The student adhered to mathematical writing conventions and proper use of notation with only minor or occasional errors.	The student consistently adhered to mathematical writing conventions and used proper notation.
Grammar and Spelling Conventions (3%)	The student failed to use proper spelling or grammar.	The student adhered to conventions for proper grammar and spelling with only minor or occasional errors.	The student consistently adhered to conventions for proper grammar and spelling.

Table 1: Sample Mathematical Communication Rubric

Ideally you would want “Exceeds Expectations” in all categories, but you should be able to get at least “Meets Expectations” in any given category.